

# NUMBER FORMATION PRACTICE

includes number practice to 50!

I can write my name:

\_\_\_\_\_

-----

\_\_\_\_\_



I can trace and write numbers:

5 5 5 5 5

-----

\_\_\_\_\_

I can count and color:

2 3 4

3 4 5

I can find the number:

5 4 5 5 3 5

Number ID

Tracing & Writing 0-50

! Counting

Ten Frames

Over 100 Pages!

# GET YOUR STUDENTS TO FINALLY FORM NUMBERS CORRECTLY!

The image displays five overlapping printable practice pages for numbers 1 through 5. Each page is designed for a specific number and includes the following sections:

- Number 1:** "I can write my name:" (with a blank line), "I can trace numbers:" (with a dashed number 1 and a directional arrow), "I can count and color 1:" (with one cat illustration), "I can show the number in a ten frame:" (with a girl holding a sign with the number 1 and a ten frame), and "I can find the number:" (with a girl holding a sign with the number 1 and a ten frame).
- Number 2:** "I can write my name:" (with a blank line), "I can trace numbers:" (with a dashed number 2 and directional arrows), "I can count and color 2:" (with two dog illustrations), "I can show the number in a ten frame:" (with a girl holding a sign with the number 2 and a ten frame), and "I can find the number:" (with a girl holding a sign with the number 2 and a ten frame).
- Number 3:** "I can write my name:" (with a blank line), "I can trace and write numbers:" (with a dashed number 3 and directional arrows), "I can count and color:" (with three beanie illustrations), "I can show the number in a ten frame:" (with a girl holding a sign with the number 3 and a ten frame), and "I can find the number:" (with a girl holding a sign with the number 3 and a ten frame).
- Number 4:** "I can write my name:" (with a blank line), "I can trace numbers:" (with a dashed number 4 and directional arrows), "I can count and color 4:" (with four rabbit illustrations), "I can show the number in a ten frame:" (with a girl holding a sign with the number 4 and a ten frame), and "I can find the number:" (with a girl holding a sign with the number 4 and a ten frame).
- Number 5:** "I can write my name:" (with a blank line), "I can trace and write numbers:" (with a dashed number 5 and directional arrows), "I can count and color:" (with five bee and lion illustrations), "I can show the number in a ten frame:" (with a girl holding a sign with the number 5 and a ten frame), and "I can find the number:" (with a girl holding a sign with the number 5 and a ten frame).

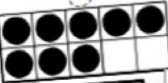

Each printable practice page provides your students with practice correctly tracing, writing, and counting numbers.


# SAVE YOUR VALUABLE PREP TIME

just print and go!


Name: \_\_\_\_\_

### Trace, Count & Glue

eight  ten 



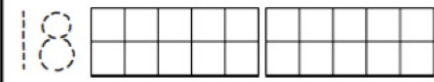
nine





6


Name: \_\_\_\_\_


### Show What You Know!

18  tens \_\_\_\_\_ ones \_\_\_\_\_

11  tens \_\_\_\_\_ ones \_\_\_\_\_



13  tens \_\_\_\_\_ ones \_\_\_\_\_

17  tens \_\_\_\_\_ ones \_\_\_\_\_




20  tens \_\_\_\_\_ ones \_\_\_\_\_

Name: \_\_\_\_\_




### Count & Dab

0 1 2      5 6 7


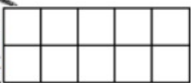


4 5 6


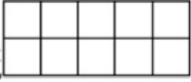


  





2 3 4





Name: \_\_\_\_\_


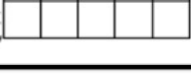

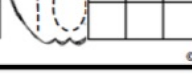
### Fill it In!




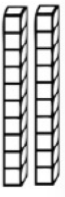
   







©Miss Hühnergarten

Name: \_\_\_\_\_

### Count & Color




\_\_\_\_\_ tens \_\_\_\_\_ ones      \_\_\_\_\_ tens \_\_\_\_\_ ones

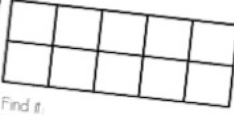
     

\_\_\_\_\_ tens \_\_\_\_\_ ones      \_\_\_\_\_ tens \_\_\_\_\_ ones      \_\_\_\_\_ tens \_\_\_\_\_ ones

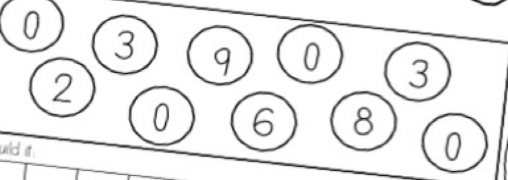
Name: \_\_\_\_\_


Let's practice the number 0!  
Make a circle like an O.  
Now you have the number zero!


  

Make it: 

Color it: **zero**

Find it: 

Build it: 

Hop to it: 

©Miss Hühnergarten



## OVER 100 NO PREP PRINTABLE PAGES INCLUDED!

# PROVIDE YOUR STUDENTS WITH ALL THE NUMBER PRACTICE THEY NEED!



## Help your students build their number sense knowledge in fun and engaging ways.

# EASILY INCORPORATE INTO YOUR DAILY MATH LESSONS



**NO PREP AND EASY TO USE**

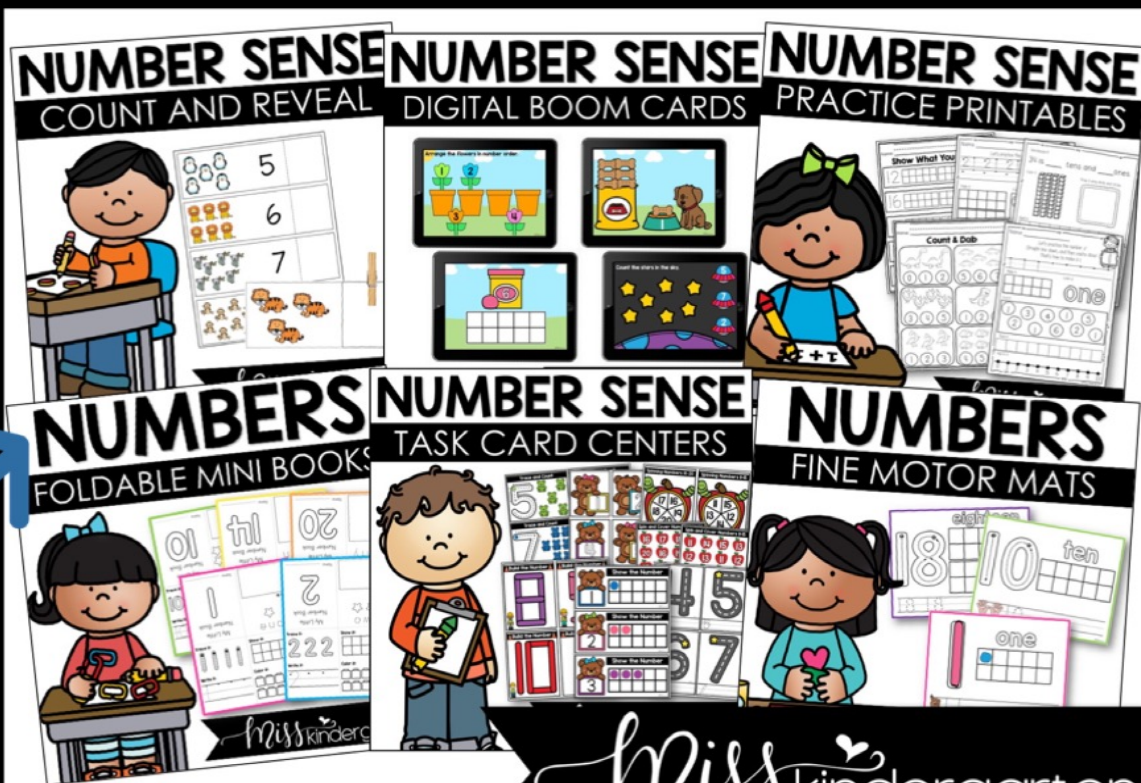
**Perfect for a grab-n-go center, morning work, small groups, or fast finishers!**

# BUNDLE & SAVE!

Find these and even more number sense centers and activities to use throughout the year!



## NUMBERS CENTERS AND PRINTABLES



Miss Kindergarten